

BioSurface Technologies Corporation

FC 280 / 281 Transmission Flow Cell

The models FC 280 and 281 flow cell design is based on the FC 81 Single Channel Transmission Flow Cell but accommodates two growth channels. This design allows biofilms to be grown side by side for duplicate or “control – treatment” experiments. Biofilms growing in each channel can be easily compared microscopically by simply moving the microscope stage backwards or forwards. The body of the flow cell consists of a polycarbonate flow channel. Glass viewing ports allow transmitted, reflected, fluorescent, and confocal microscopy of biofilm growth in the flow channels. All units are autoclavable and re-useable.

The viewing windows consist of a no.2, 24x60 mm cover slip. The opposing viewing window consists of a standard 75 x 25x 1 mm glass microscope slide. The glass viewing windows are held in place by an aluminum cover plate. The cover plates also compress the silicone rubber gasket to provide a leak-proof flow cell.

The FC 280 Flow Cell accommodates size 16 tubing (3.2 mm; 1/8” ID) on the barbed ports. The FC 281 Flow Cell comes equipped with two fully autoclavable luer fitting injection ports which may be used for inoculation, the addition of microscopy stains, or chemicals such as antimicrobial agents etc. Barbed-luer adapters are included with the FC 281 Flow Cell to provide connection to size 16 tubing.

The FC 280 and FC 281 are also available with an anodized aluminum flow channel (instead of the polycarbonate flow channel). This option provides a more rugged and durable flow cell unit.



FC 280-AL




FC 280-PC

FC 280-PC	Dual Channel Transmission Flow Cell (polycarbonate channel)	\$1,000.00
FC 280-AL	Dual Channel Transmission Flow Cell (anodized aluminum channel)	\$1,180.00
FC 281-PC	Dual Channel Transmission Flow Cell w/ injection ports (polycarbonate channel)	\$1,300.00
FC 281-AL	Dual Channel Transmission Flow Cell w/ injection ports (anodized aluminum channel)	\$1,500.00
	Includes a spare gasket, spare screws, and 1 box of no. 2 coverslips	
FC 64	Silicone Gasket (2/pk, fits FC 270, 271, 280, 281 Dual Channel Flow Cells)	\$22.00
FC 48382-2	24 x 60 mm No. 2 Glass Coverslip (1 oz. box)	\$25.00
FC 48300-25	25 x 75 x 1 mm thickness (1/2 gross box)	\$50.00

ALL PRICING BASED ON PAYMENT TERMS OF NET 30 DAYS.

Pricing shown is for domestic US Market. Please contact BioSurface Technologies Corporation, or one of our international distributors for international pricing. International customers will incur additional charges associated with shipping, insurance, import duties, taxes, and fees that are not covered by BioSurface Technologies Corporation. Prices are subject to change without notice.



BioSurface Technologies Corporation


FC 284 / 285 Transmission Flow Cell

The models FC 284 and 285 flow cell design is based on the FC 81 but accommodates two growth channels in the same footprint as a 96-well micro-titer plate. This format allows biofilms to be grown side by side for duplicate or “control- treatment” experiments. Biofilms growing in each channel can be easily compared microscopically. The body of the flow cell consists of a polycarbonate or anodized aluminum flow channel. Glass viewing ports allow transmitted, reflected, fluorescent, and confocal microscopy of biofilm growth in the flow channels. All units are autoclavable and re-useable. The flow cell dimensions allow for easy mounting in inverted microscope stages designed to hold 96-well micro-titer plates.


The viewing windows consist of a no. 2, 24x60 mm cover slip. The opposing viewing window consists of a standard 75 x 25 x 1 mm glass microscope slide. The glass viewing windows are held in place by an aluminum cover plate. The cover plates also compress the silicone rubber gasket to provide a leak-proof flow cell.

The FC 284 Flow Cell accommodates size 16 (1/8 inch, 3 mm ID) tubing on the barbed ports. The FC 285 Flow Cell comes equipped with two fully autoclavable luer fitting injection ports which may be used for inoculation, the addition of microscopy stains, or chemicals such as antimicrobial agents, etc. Barbed-luer adapters are provided for connection to size 16 tubing.

The FC 284 and FC 285 are also available with an anodized aluminum flow channel (instead of the polycarbonate flow channel). This option provides a more rugged and durable flow cell unit.



FC 284-AL



FC 284-PC

FC 284-PC	Dual Channel Transmission Flow Cell (polycarbonate channel)	\$1,050.00
FC 284-AL	Dual Channel Transmission Flow Cell (anodized aluminum channel)	\$1,230.00
FC 285-PC	Dual Channel Transmission Flow Cell w/ injection ports (polycarbonate channel)	\$1,400.00
FC 285-AL	Dual Channel Transmission Flow Cell w/ injection ports (anodized aluminum channel)	\$1,600.00
	Includes a spare gasket, spare screws, and 1 box of no. 2 coverslips	
FC 65	Silicone Gasket (2/pk, fits FC 274, 275, 284, 285 Dual Channel Flow Cells)	\$22.00
FC 48382-2	24 x 60 mm No. 2 Glass Coverslip (1 oz. box)	\$25.00
FC 48300-25	25 x 75 x 1 mm thickness (1/2 gross box)	\$50.00

ALL PRICING BASED ON PAYMENT TERMS OF NET 30 DAYS.

Pricing shown is for domestic US Market. Please contact BioSurface Technologies Corporation, or one of our international distributors for international pricing. International customers will incur additional charges associated with shipping, insurance, import duties, taxes, and fees that are not covered by BioSurface Technologies Corporation. Prices are subject to change without notice.